

Inline terminal - IB IL 24 PWR IN/R-PAC - 2861674

Please be informed that the data shown in this PDF Document is generated from our Online Catalog. Please find the complete data in the user's documentation. Our General Terms of Use for Downloads are valid (<http://phoenixcontact.com/download>)



Inline power terminal or boost terminal, complete with accessories (connector and labeling field), 24 V DC, without fuse

Product Description

The terminal is designed for use within an Inline station.

If the maximum load of the bus coupler for the communications power (U_L) or the supply voltage for the analog terminals (U_{ANA}) is reached, this terminal can be used to provide these voltages again.

To do this, apply a 24 V DC voltage (U_{24V}) to the terminal. The communications power (U_L) and the supply voltage for the analog terminals (U_{ANA}) are generated from this voltage.


In addition, the terminal enables the feed-in of the 24 V DC main voltage (U_M) and the 24 V DC segment voltage (U_S).

Your advantages

- Supply of all 24 V voltages required for the low-level signal of an Inline station
- From hardware version 01, approved for use in potentially explosive areas of zone 2



Key Commercial Data

Packing unit	1 pc
GTIN	 4 017918 894511
GTIN	4017918894511
Weight per Piece (excluding packing)	229.300 g
Custom tariff number	85389091
Country of origin	Germany

Technical data

Note

Utilization restriction	EMC: class A product, see manufacturer's declaration in the download area
-------------------------	---

Inline terminal - IB IL 24 PWR IN/R-PAC - 2861674

Technical data

Dimensions

Width	48.8 mm
Height	119.8 mm
Depth	71.5 mm

Interfaces

Connection method	Inline data jumper
Interface	Inline local bus

Power supply

I/O voltage	24 V DC
I/O voltage range	19.2 V DC ... 30 V DC (including all tolerances, including ripple)
Max. current consumption	8 A
Fuse	electrical/thermal overload protection, included in scope of delivery

General

Type of protection	Surge protection (segment supply, main supply, 24 V supply)
	Protection against polarity reversal (segment supply/main supply)
	Polarity reversal (24 V supply)
Weight	192 g
Number of plugs	4

Inline potentials

Designation	24 V supply (U_{24V}) for generating U_L and U_{ANA}
Supply voltage	24 V DC (via Inline connector)
Supply voltage range	19.2 V DC ... 30 V DC (including all tolerances, including ripple)
Current consumption	min. 12 mA DC (at nominal voltage)
	max. 1.25 A DC (at nominal voltage; consisting of: 0.75 A DC for the communications power and 0.5 A DC for the analog voltage supply)
Designation	Communications power (U_L)
Supply voltage	7.5 V DC (via voltage jumper)
Power supply unit	max. 2 A DC
Designation	Supply of analog modules (U_{ANA})
Supply voltage	24 V DC
Supply voltage range	19.2 V DC ... 30 V DC (including all tolerances, including ripple)
Power supply unit	max. 0.5 A DC
Designation	Main circuit supply (U_M)
Supply voltage	24 V DC (via Inline connector)
Supply voltage range	19.2 V DC ... 30 V DC (including all tolerances, including ripple)
Power supply unit	max. 8 A (Sum of $U_M + U_S$; 4 A, maximum, when used in potentially explosive areas.)

Inline terminal - IB IL 24 PWR IN/R-PAC - 2861674

Technical data

Inline potentials

Designation	Segment circuit supply (U_S)
Supply voltage	24 V DC (via Inline connector)
Supply voltage range	19.2 V DC ... 30 V DC (including all tolerances, including ripple)
Power supply unit	max. 8 A DC (Sum of $U_M + U_S$; 4 A, maximum, when used in potentially explosive areas.)
Power consumption	max. 2.55 W (entire device)

Standards and Regulations

Connection in acc. with standard	CUL
----------------------------------	-----

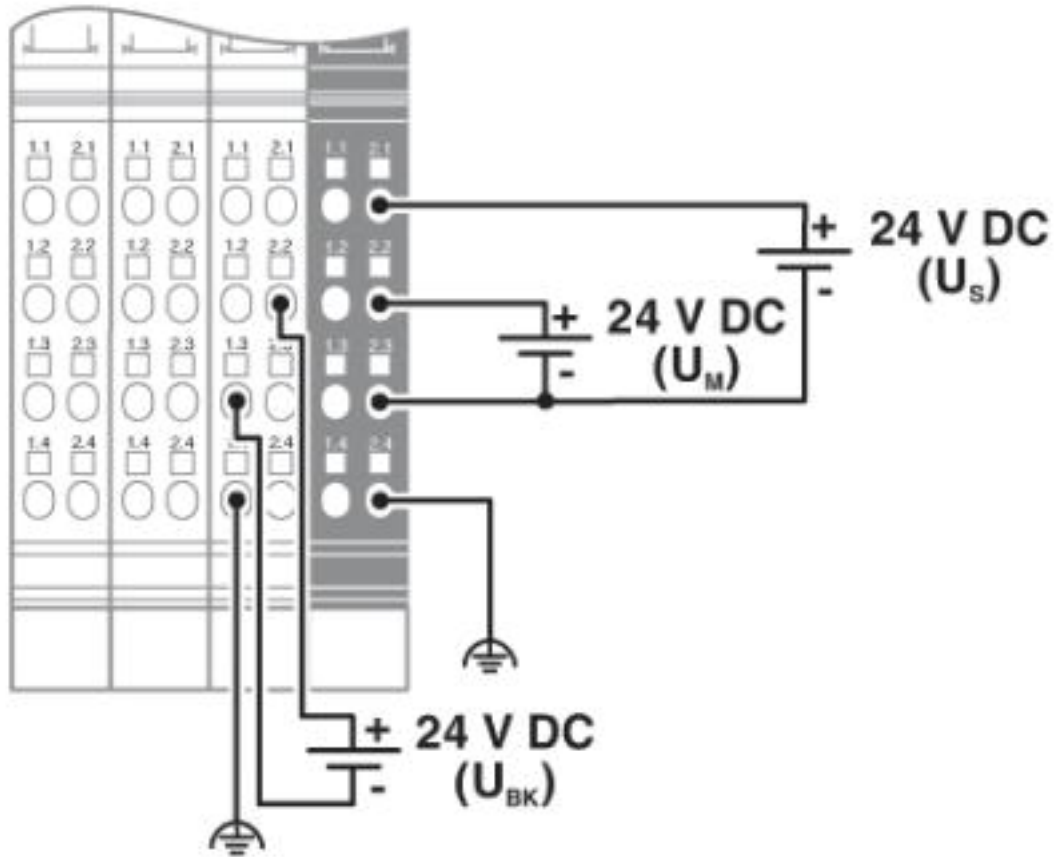
Environmental Product Compliance

REACH SVHC	Lead 7439-92-1
China RoHS	Environmentally friendly use period: unlimited = EFUP-e
	No hazardous substances above threshold values

Drawings

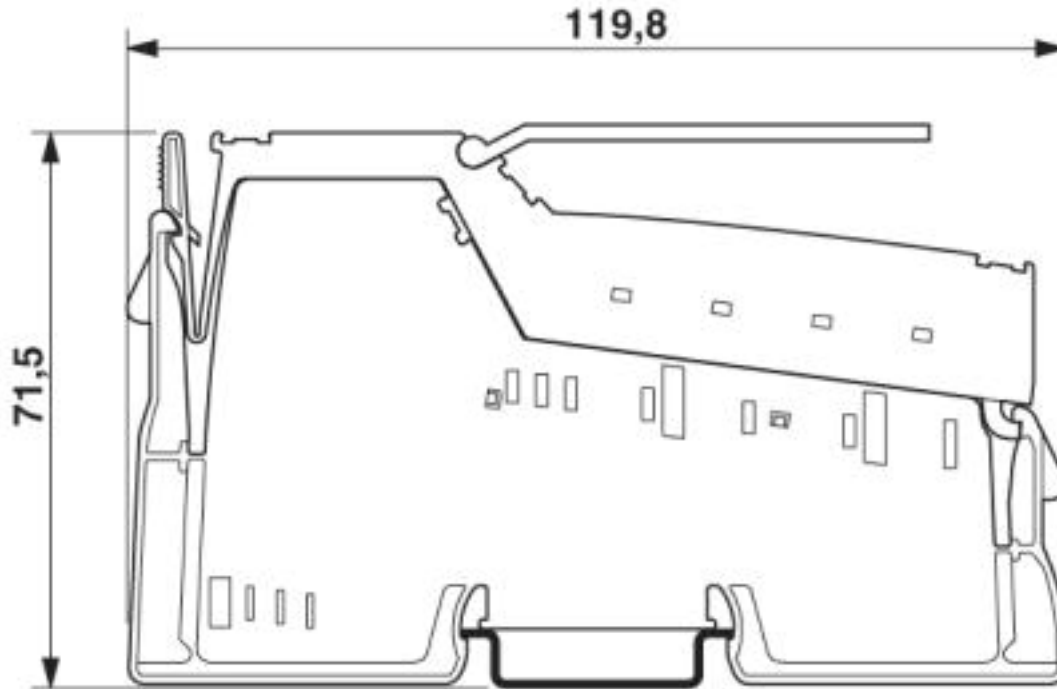
Inline terminal - IB IL 24 PWR IN/R-PAC - 2861674

Connection diagram



Inline terminal - IB IL 24 PWR IN/R-PAC - 2861674

Dimensional drawing



Classifications

eCl@ss

eCl@ss 4.0	27250300
eCl@ss 4.1	27250300
eCl@ss 5.0	27250300
eCl@ss 5.1	27242600
eCl@ss 6.0	27242600
eCl@ss 7.0	27242610
eCl@ss 8.0	27242610
eCl@ss 9.0	27242610

ETIM

ETIM 2.0	EC001433
ETIM 3.0	EC001600
ETIM 4.0	EC001600
ETIM 5.0	EC001600
ETIM 6.0	EC001600
ETIM 7.0	EC001600

Inline terminal - IB IL 24 PWR IN/R-PAC - 2861674

Classifications

UNSPSC

UNSPSC 6.01	43172015
UNSPSC 7.0901	43201404
UNSPSC 11	43172015
UNSPSC 12.01	43201404
UNSPSC 13.2	32151602

Approvals

Approvals





Approvals

DNV GL / BV / LR / ABS / BSH / RINA / UL Recognized / EAC

Ex Approvals

ATEX

Approval details

DNV GL		https://approvalfinder.dnvgl.com/	TAA00000BN
BV		http://www.veristar.com/portal/veristarinfo/generalinfo/approved/approvedProducts/equipmentAndMaterials	21725/B0 BV
LR		http://www.lr.org/en	08/20033
ABS		http://www.eagle.org/eagleExternalPortalWEB/	17-HG1621871-PDA
BSH		http://www.bsh.de/de/index.jsp	Anwenderhinweis
RINA		http://www.rina.org/en	ELE183315XG

Inline terminal - IB IL 24 PWR IN/R-PAC - 2861674

Approvals

UL Recognized		http://database.ul.com/cgi-bin/XYVV/template/LISEXT/1FRAME/index.htm	FILE E 140324
---------------	--	---	---------------

EAC			EAC-Zulassung
-----	--	--	---------------

Accessories

Accessories

Connector set

Connector set - IB IL PWR IN/R-PLSET - 2860620



Connector set, for power terminal block, copper, colored identification.

Labeling panel

Labeling field - IB IL FIELD 2 - 2727501

Labeling field, width: 12.2 mm



Labeling field - IB IL FIELD 8 - 2727515

Labeling field, width: 48.8 mm



Terminal marking

Inline terminal - IB IL 24 PWR IN/R-PAC - 2861674

Accessories

Insert strip - ESL 62X10 - 0809492



Insert strip, Sheet, white, unlabeled, can be labeled with: Office printing systems: Laser printer, mounting type: insert, lettering field size: 62 x 10 mm, Number of individual labels: 72

Insert strip - ESL 62X46 - 0809502



Insert strip, Sheet, white, unlabeled, can be labeled with: Office printing systems: Laser printer, mounting type: insert, lettering field size: 62 x 46 mm, Number of individual labels: 120
